

SECTION H-H

SECTION I-I

DETAIL M  
SCALE 5:1

SECTION J-J

① DETAIL AT  
ALTERNATIVE

SCALE 2:1

22.5-1.8

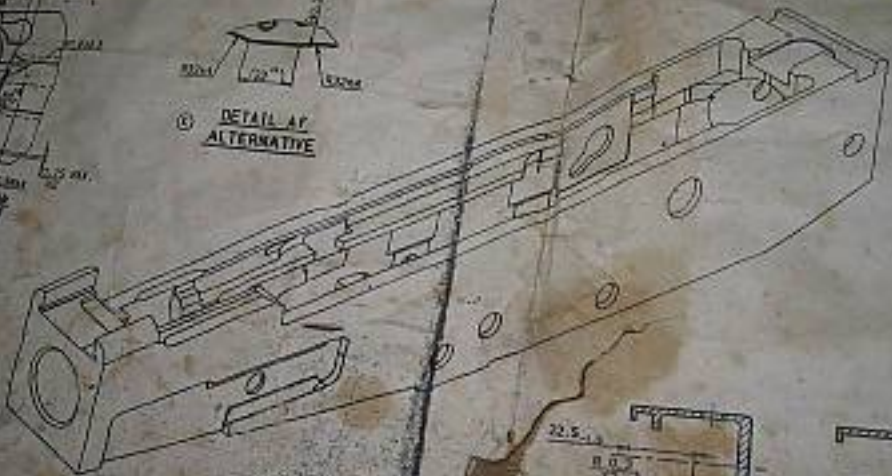
11.0-1.2

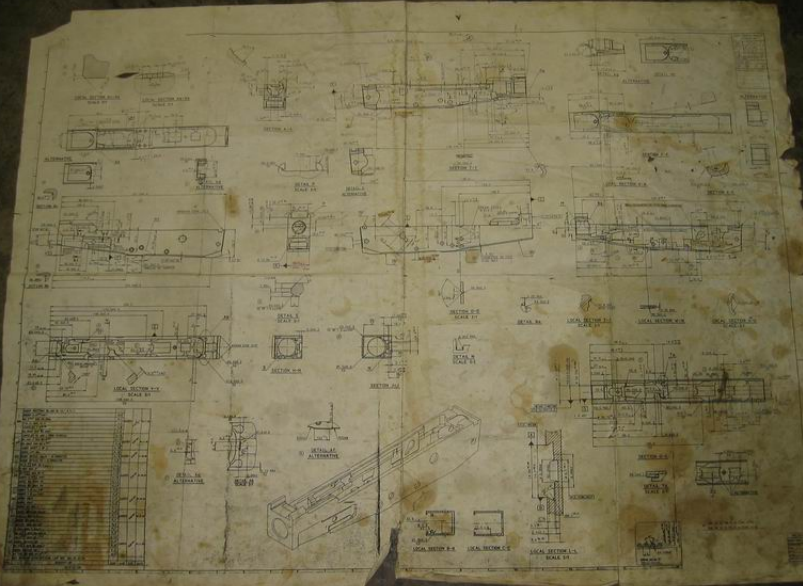
11.5-1.3

LOCAL SECTION B-B

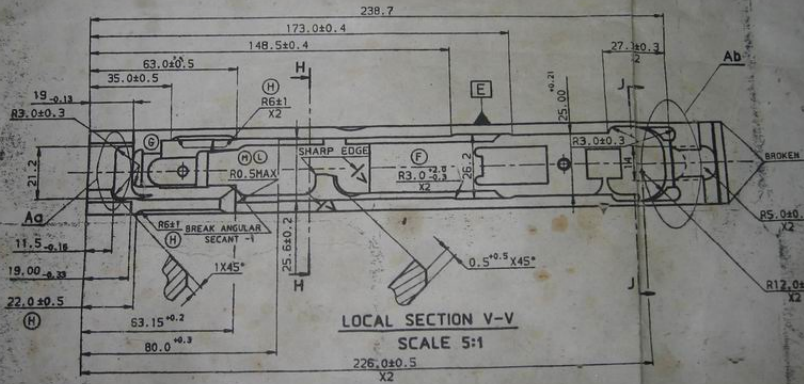
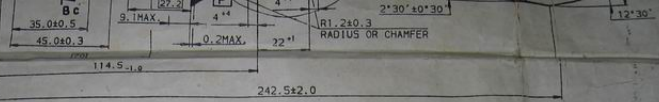
22.5-1.8

LOCAL SECTION





RO. 3MAX  
SECTION Bb



LOCAL SECTION V-V  
SCALE 5:1

ADDED SECTIONS Bb AND Bc (H <sub>1</sub> & K <sub>1</sub> )				
ADDED 0.5 <sup>+0.2</sup> X45°	H <sub>2</sub> 4			
RO. 5 <sup>+0.2</sup> WAS RO. 3MAX	H <sub>1</sub> 1			
(16.4) WAS 16.4	J <sub>1</sub> 1			
CANCELED 7.5 <sup>+0.18</sup>	J <sub>2</sub> 5			
RO. 3MAX WAS R3.0MAX	F <sub>1</sub> 2			

KAREN 24.11.88

(11.5-0.18)

R7.0±0.3  
x2

0.5X45°

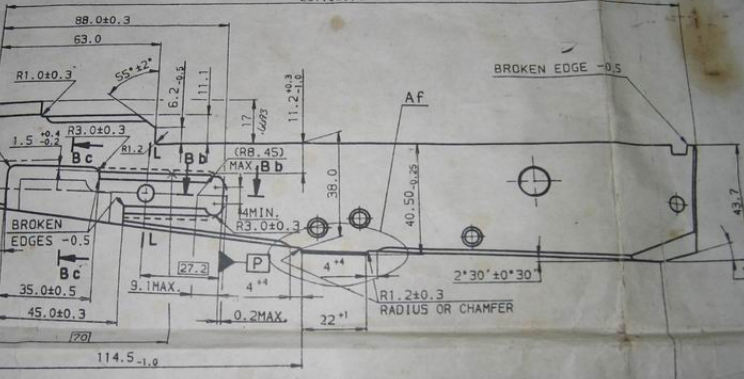
0.5±0.2

DETAIL Ad  
ALTERNATIVE



SECTION Bc

251.0±0.4



BROKEN EDGE -0.5

BROKEN EDGES -0.5

R1.2±0.3  
RADIUS OR CHAMFER



SECTION Bb

242.5±2.0

238.7

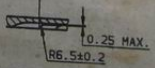
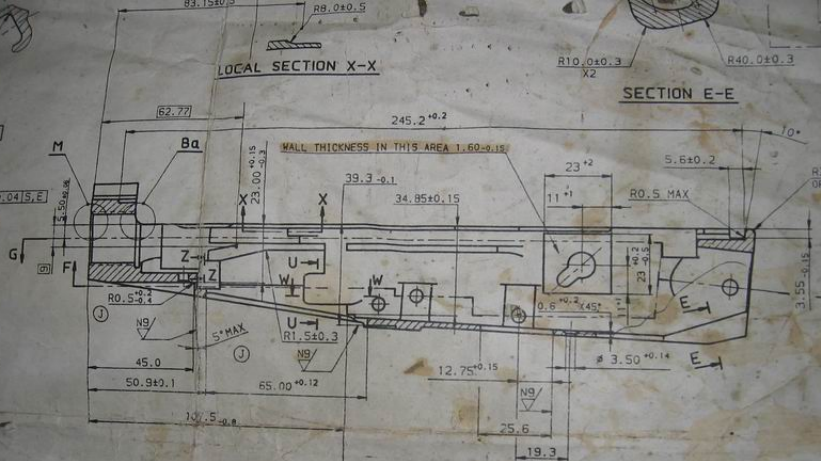
173.0±0.4

148.5±0.4

27.±0.3

LOCAL SECTION X-X

SECTION E-E



LOCAL SECTION Z-Z  
SCALE 2:1

LOCAL SECTION W-W

LOCAL SECTION U-U